

Preview the Video Segments

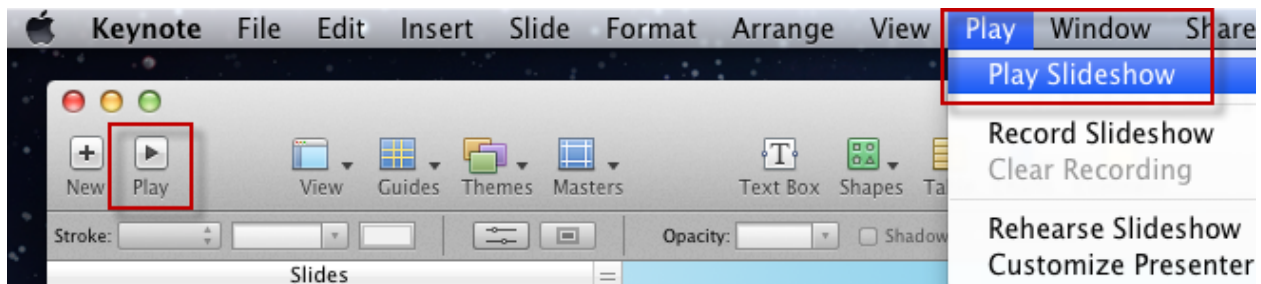
Everything DiSC video segments can be previewed independently of the facilitation materials by using the **Video_BuildYourOwnSlides** file. In Slideshow mode, it is menu-driven like a DVD, allowing you to navigate easily among the sections and video slides.

Insert the Everything DiSC USB drive into your computer and locate the Video_BuildYourOwnSlides file. Double-click the file to open it.

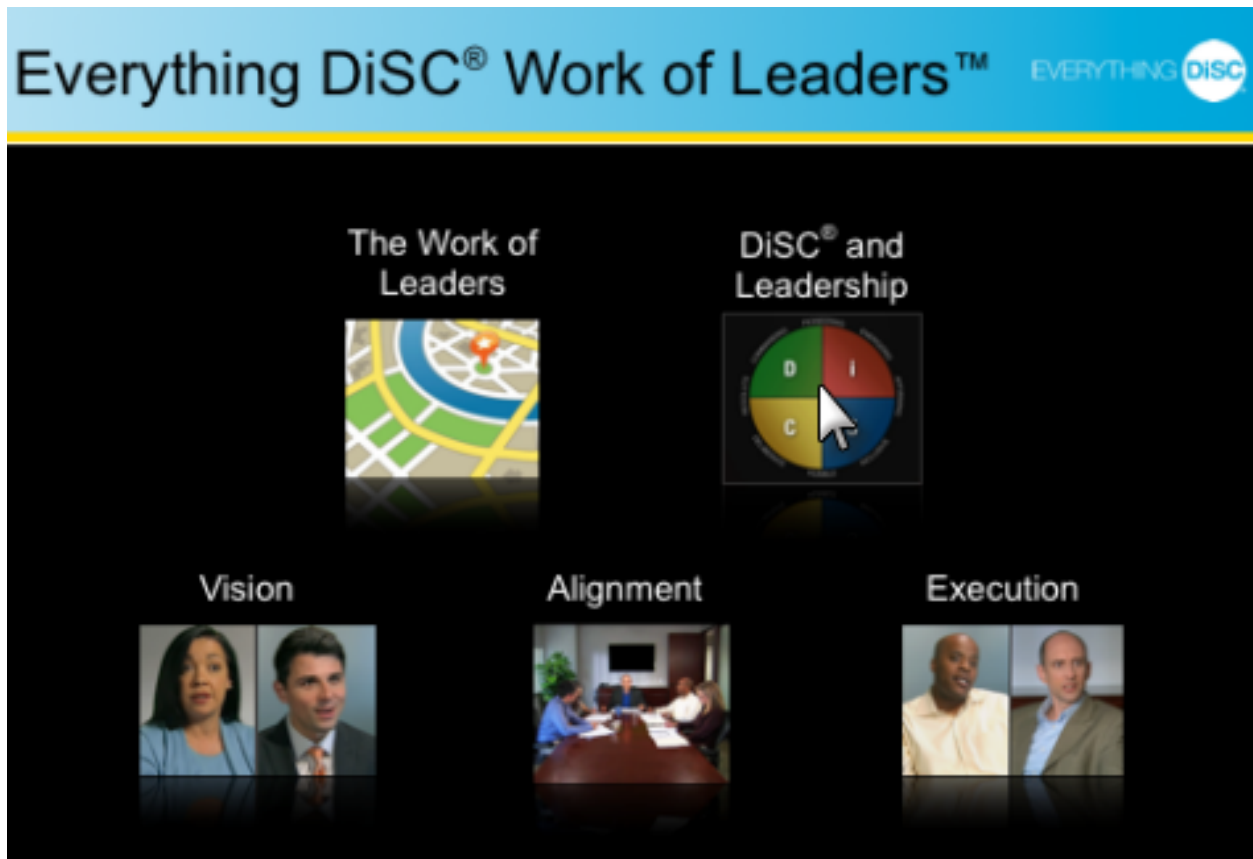
You will see small arrows on images and text boxes representing hyperlinks that will allow you to move from slide to slide when in slide-show mode.



Click on the **Play** button in the toolbar or click **Play** on the Keynote menu at the top of your screen.

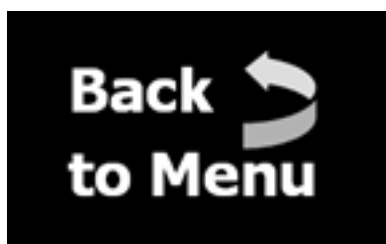


Move your mouse to the screen and click on the video category you want to view from the main menu. The menu slides allow you to move quickly to the video segment you wish to play by clicking on its title or image.



If the video category has only one video associated with it, that video segment will launch automatically. If it has more than one video segment, you will be shown a submenu from which to choose a video segment.

Click on individual video segments to view them. Use the navigation arrow in the bottom-right corner of each slide to return to sub and main menus.



Video slides will play automatically when you move to their slide.